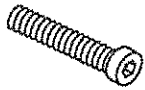









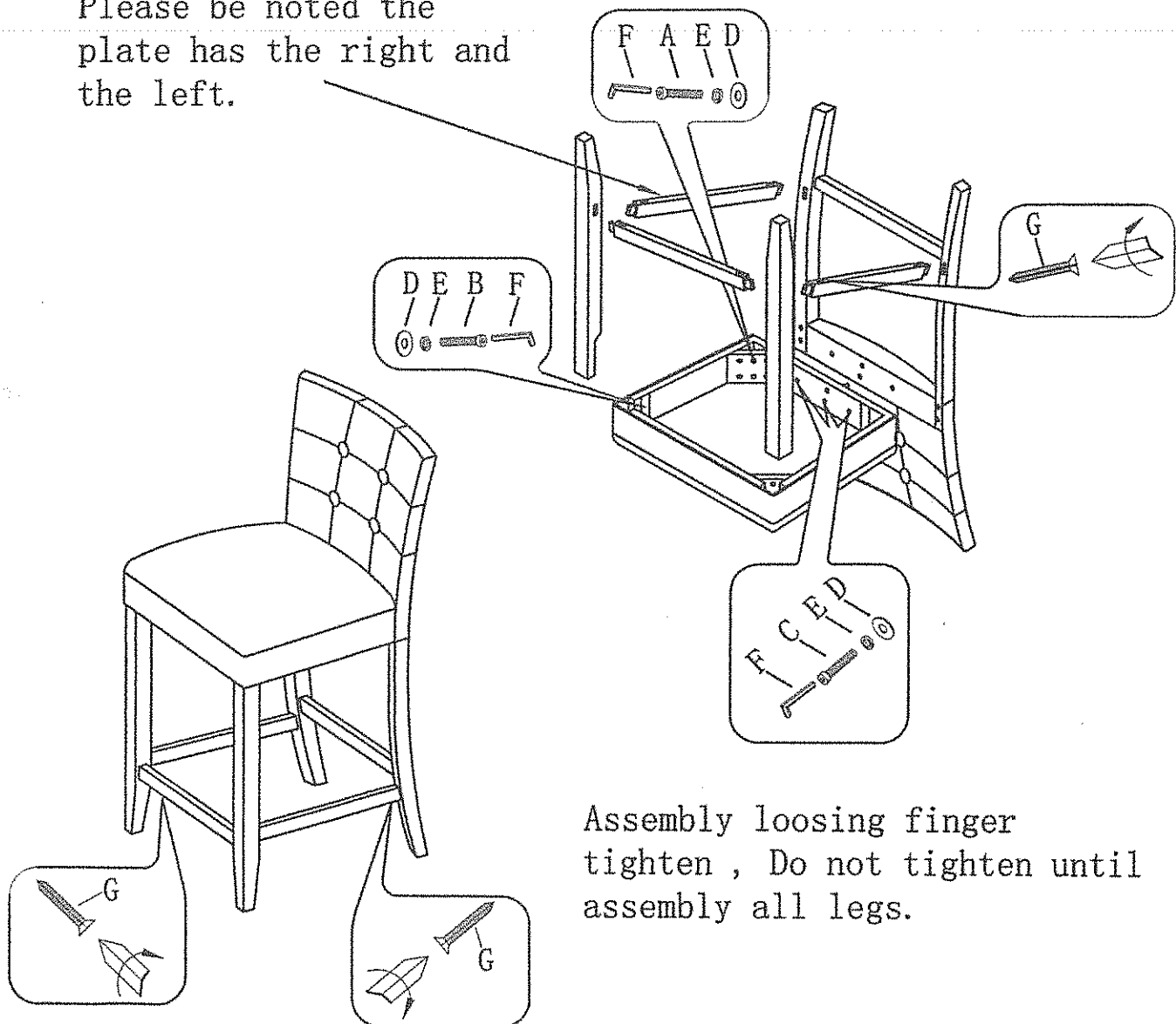
ASSEMBLY INSTRUCTION

ITEM NO: 07242/07055/67055

PARTS LIST

Item	Drawing	Description	Pcs	Item	Drawing	Description	Pcs
A		Ø5/16*3-1/2" BOLT	4	E		Ø5/16" Spring Washer	11
B		Ø5/16*2-1/4" BOLT	4	F		Ø5/16" Wrench	1
C		Ø5/16*2" BOLT	3	G		#8*1-3/4" Allen Wrench	6
D		Ø5/16"*19*2mm Flat Washer	11	H		Ø10*35mm Dowel	1

Please be noted the plate has the right and the left.



Assembly loosening finger tighten , Do not tighten until assembly all legs.