




ASSEMBLY INSTRUCTION FOR ACME FURNITURE

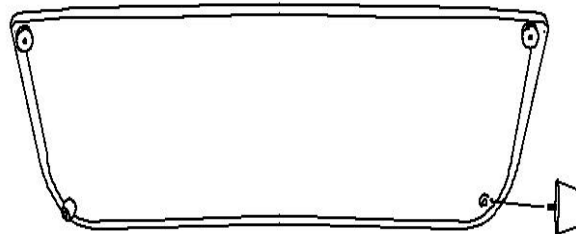
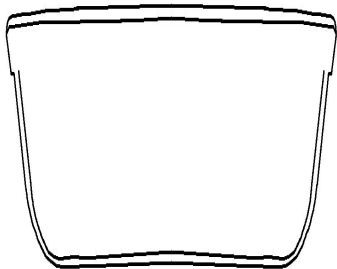
LV00579 LOVESEAT

Thank you for purchasing this quality product. Be sure to check all packing material carefully for small parts which may come loose inside the carton during shipment. Identify and count all parts and metal hardware. Compare with the part list to be sure all parts are present, If any part(s) are missing or damage, please contact your local furniture dealer. For efficient and speedy service, please indicate the model number and code letter of part(s) needed.

**Assemble the product on a flat, soft surface such a carpet or cloth to prevent scratching the product finish. Read all instruction and study the drawing carefully before starting the assembly process.

PART LIST			
NO	PART	DECS	QTY
1		LOVESEAT	1PC
2		LEG	4PCS
3		PILLOW	4PCS

Attention ***Some number parts listed on the instruction sheet may not be in parts bag as they may be assembled. Carefully check parts and packing materials prior to ordering replacements



STEP

1. Turn the sofa down on a smooth, soft surface to prevent scratching the finish.
2. Attach the leg to the bottom of base as the diagram.
3. Tighten the leg.

MADE IN CHINA