









ASSEMBLY INSTRUCTIONS

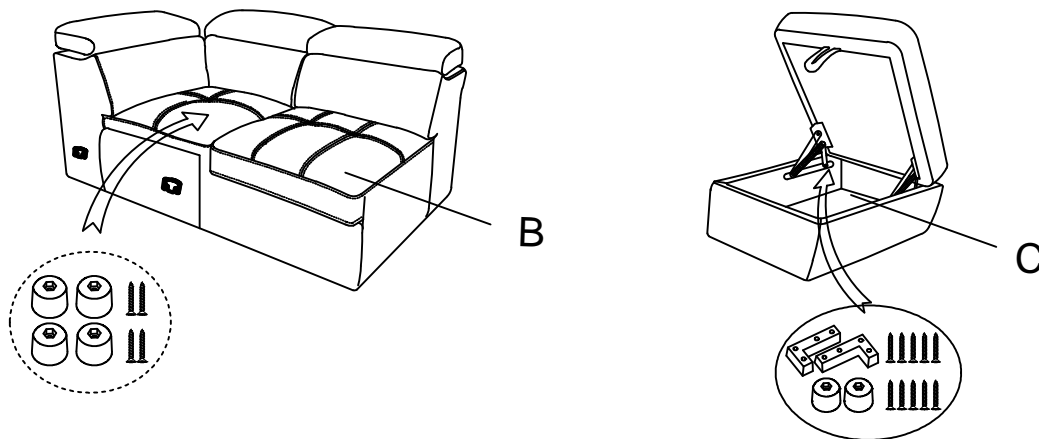
ITEM NO:LV01025-1/LV01025-2/LV01026

Thank you for purchasing the quality product. Be sure to check all packing material carefully for small parts which may have come loose inside the carton during shipment. Separate, identify and count all parts and metal hardware. Compare with all parts list to be sure all parts are present. If any part(s) are missing or damaged, please contact your local furniture dealer. For efficient and speedy service, please indicate the model number and code letter of part(s) needed.

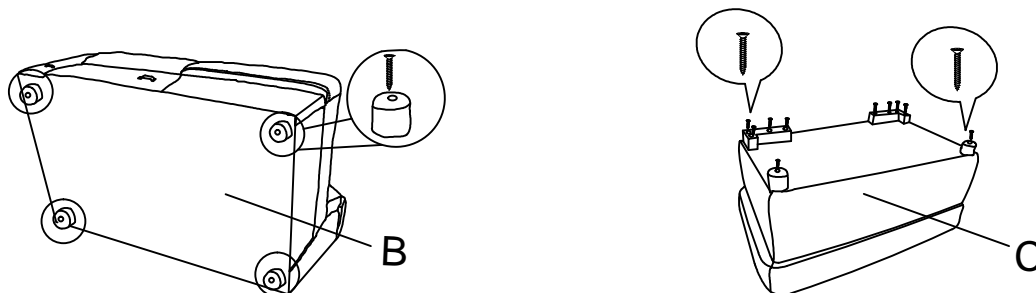
Do not fully tighten screws until fully assembled

COMPONENT PARTS			Qty	HARDWARE LIST			
A		Love 2 Seater	1pc	1		Leg(205mm)	1pc
B		Chaise	1pc	2		Leg(205mm)	1pc
C		Ottoman	1pc	3		Leg(55mm)	6pcs
D		Arm	1pcs	4		Screw(M5*50mm)	14pcs

STEP 1



STEP 2

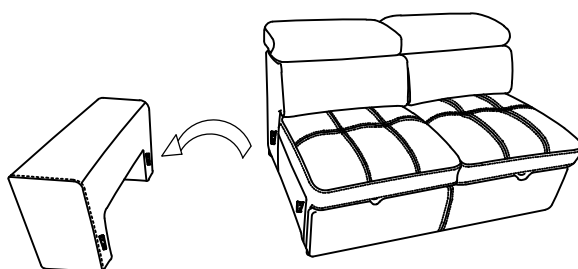


ALL COMPONENTS ARE INCLUDED UNDER THE SOFA

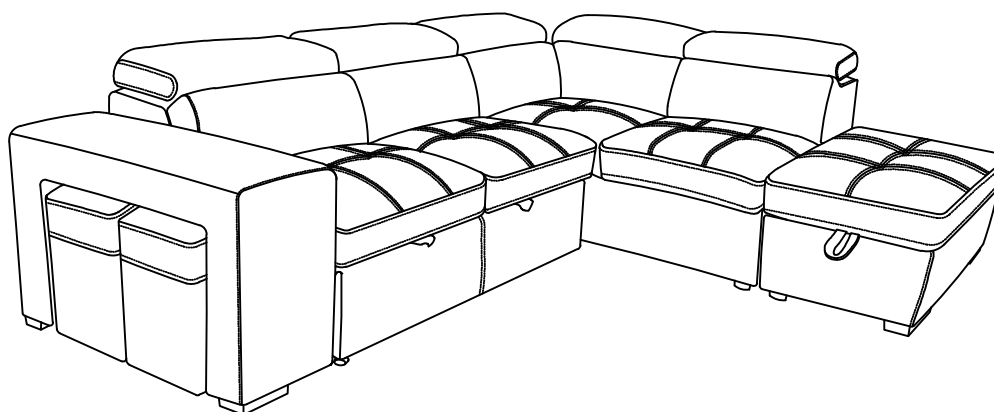
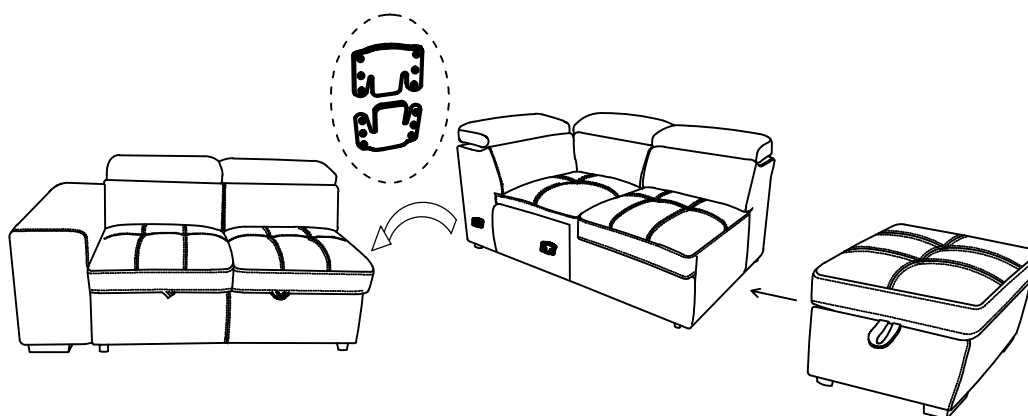
ASSEMBLY INSTRUCTIONS

ITEM NO:LV01025-1/LV01025-2/LV01026

STEP 3



STEP 4



MADE IN CHINA